

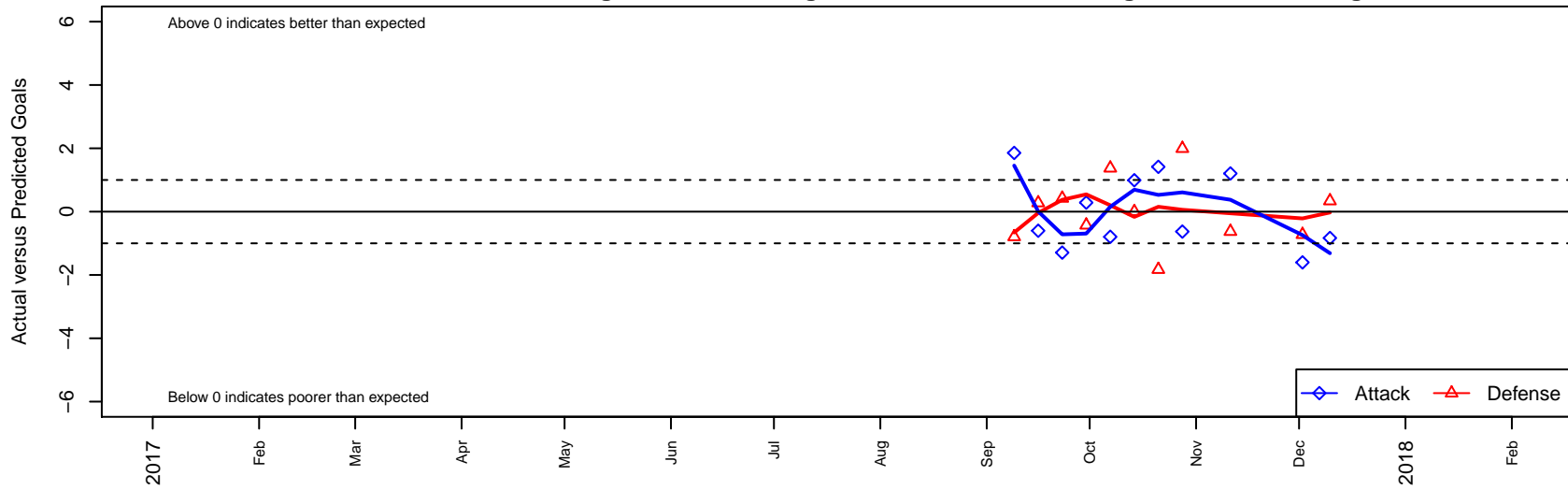
# BIFC Blue G04

Bainbridge Island FC  
Bainbridge, WA  
G04 total strength=863  
attack=1.42 defense=1.09  
fall league = NPSL Div 3 (04) U14

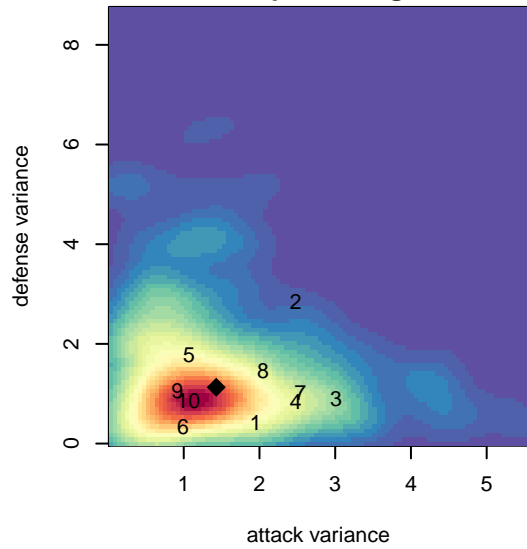
alt names used:  
Bainbridge Island FC G04 Blue

Venues played:  
2017 NPSL Division 3 (04) U14

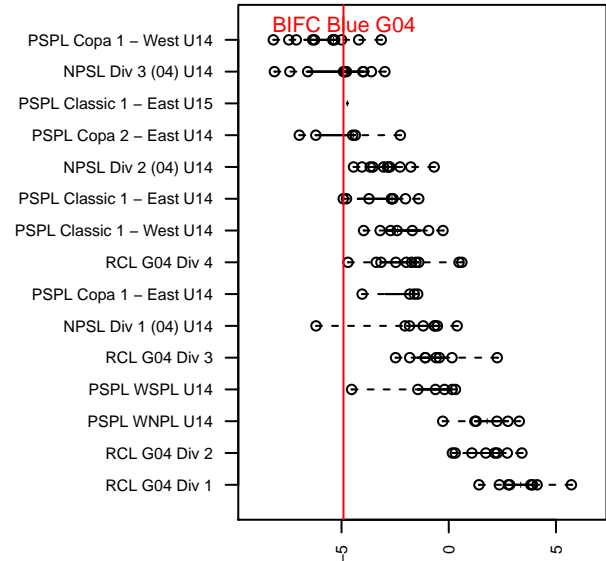
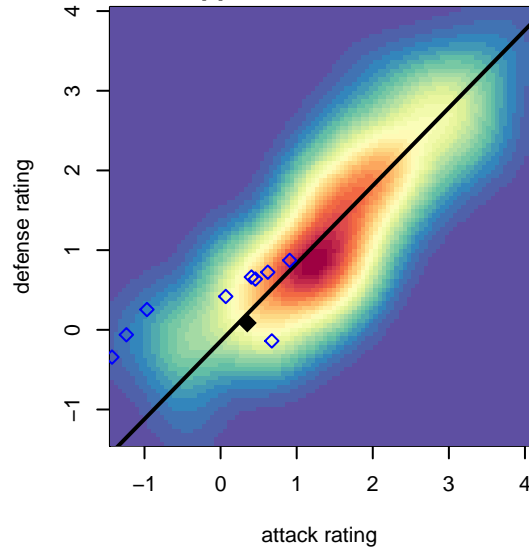
**BIFC Blue G04**  
Dots are actual minus expected GF (blue circles) and GA (red triangles).  
Blue line is smoothed change in attack strength. Red is smoothed change in defense strength.



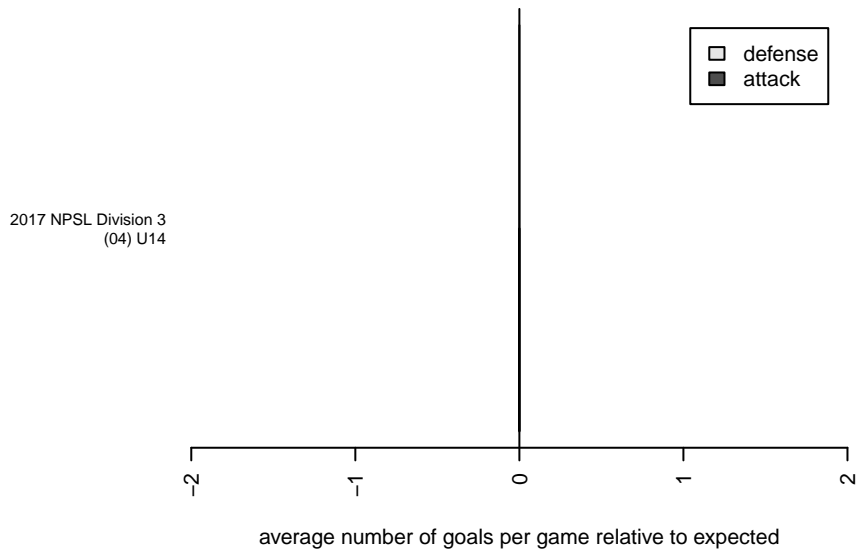
**attack and defense variance (black dot)  
relative to other teams  
and top 10 in region**



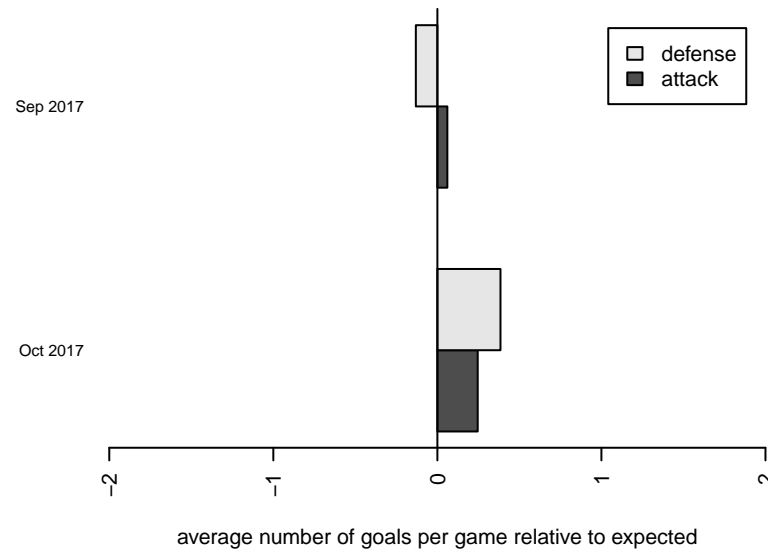
**attack and defense rating  
relative to others at age  
and all opponents in last 13 months**



**Performance relative to 13 month average**



**Performance relative to 13 month average**



<b>date</b>	<b>home</b>		<b>away</b>		<b>venue</b>	<b>pred.home</b>	<b>pred.away</b>
2017-12-10	BIFC Blue G04	0	Kent United Green G04	1	2017 NPSL Division 3 (04) U14	0.83	1.34
2017-12-02	Whatcom FC Rangers White G04	1	BIFC Blue G04	0	2017 NPSL Division 3 (04) U14	0.28	1.60
2017-11-11	IFC Select Red G04	2	BIFC Blue G04	2	2017 NPSL Division 3 (04) U14	1.37	0.79
2017-10-28	BIFC Blue G04	1	Southlake Select Red G04	0	2017 NPSL Division 3 (04) U14	1.63	1.99
2017-10-21	Mukilteo Rush G04	4	BIFC Blue G04	2	2017 NPSL Division 3 (04) U14	2.17	0.58
2017-10-14	MIFC Sting G04	1	BIFC Blue G04	2	2017 NPSL Division 3 (04) U14	1.00	1.01
2017-10-07	BIFC Blue G04	0	IFC Select Red G04	0	2017 NPSL Division 3 (04) U14	0.79	1.37
2017-09-30	Newport FC G04	2	BIFC Blue G04	1	2017 NPSL Division 3 (04) U14	1.57	0.71
2017-09-23	NSC Black Pride G04	0	BIFC Blue G04	0	2017 NPSL Division 3 (04) U14	0.42	1.29
2017-09-16	BIFC Blue G04	1	Whatcom FC Rangers White G04	0	2017 NPSL Division 3 (04) U14	1.60	0.28
2017-09-09	BIFC Blue G04	4	Tracyton Force G04	1	2017 NPSL Division 3 (04) U14	2.15	0.21